

Academic Year 2022-2023

Afterschool Program Impact Report

STUDENT IMPACT

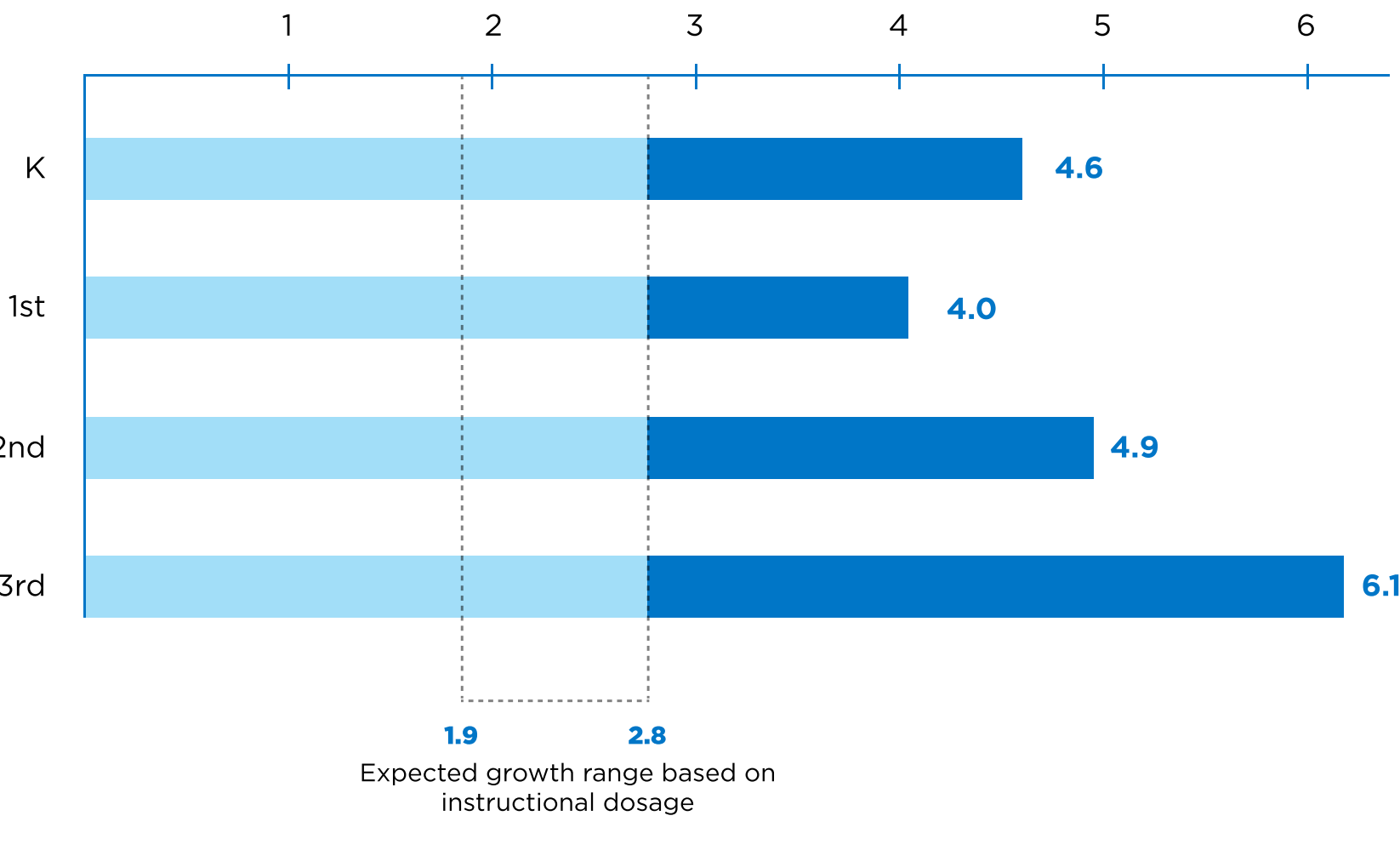
Participants gained approximately

4.9 months

of reading growth on average in essential literacy skills

That's almost 2x the expected growth range

Months of reading growth by grade level



Note: N=13,611 students who participated in Springboard academic year 2022-2023 programming. Pre-K expected growth is based on Kindergarten growth expectations, as no Pre-K PSF growth standard is established



"I can read now and it feels good to read things by myself."

Robert, Springboard Collaborative student, Baltimore City Public Schools



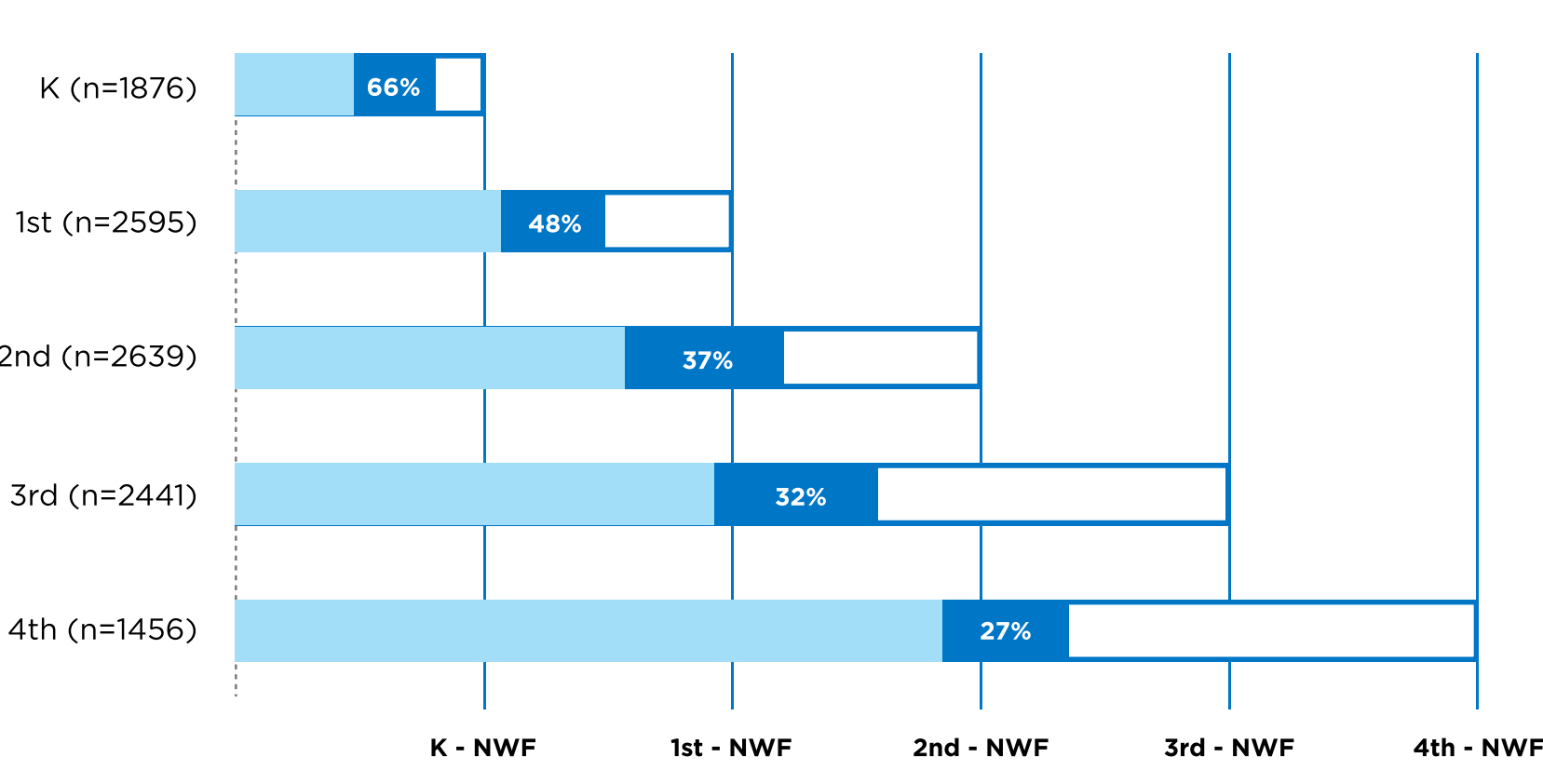
42%

The average reading gap closed between students' starting reading level and grade level expectations

Key

- Avg. reading achievement before Springboard Collaborative
- Avg. reading gain after Springboard Collaborative
- Avg. remaining reading gap to reach grade level expectations

% of reading gap closed by grade level



Students reading at or above grade level **more than doubled**



18%
Before Springboard Collaborative

39%

After Springboard Collaborative

FAMILY IMPACT

4.6%

of parents attended school-led family workshops nationwide

Source: NCES 2017-2018

88%

of enrolled families attended Springboard Collaborative family workshops to support their children's reading goals

84%

of parents would recommend Springboard Collaborative to other families

97%

of parents agreed "I know how to help my child make progress in reading."

When parents are engaged as partners, **reading outcomes are amplified.**

BEFORE SPRINGBOARD COLLABORATIVE

Children spent **17 minutes** reading at home every day on average



53% increase!

AFTER SPRINGBOARD COLLABORATIVE

Children spent **26 minutes** reading at home every day on average



"The Springboard Collaborative program is one of the best programs my son has been in. He's learning how to read much better and is actually learning how to understand what he's reading. He's loving every moment of it. The staff and teachers are awesome."

Sisson Elementary School parents, Lynn Public Schools



EDUCATOR + DISTRICT LEADER IMPACT

2,050 trained educators

used Springboard Collaborative's playbook in their classrooms

92%

of participants agreed that family workshops helped me to build relationships with students' families

89%

of participants say working with Springboard Collaborative helped them develop as a teacher/leader

86%

of participants say they learned something new about literacy instruction

95%*

of our trained Senior Education Leaders would recommend Springboard Collaborative to a colleague

***If you don't believe us, Massachusetts DOE just did an external evaluation deeming Springboard Collaborative "by far the most cost-effective tutoring model to expand in the future."**



"I liked how Springboard [Collaborative] encourages parents, especially immigrants, that they too can help their students at home."

Springboard Collaborative teacher, San Francisco Unified School District



BY THE NUMBERS



19,198

Students registered



+72% over academic year 21-22



213

Title 1 schools



+37% over academic year 21-22




2,050

Teachers trained



104,314

Books distributed



1,254

Family workshops

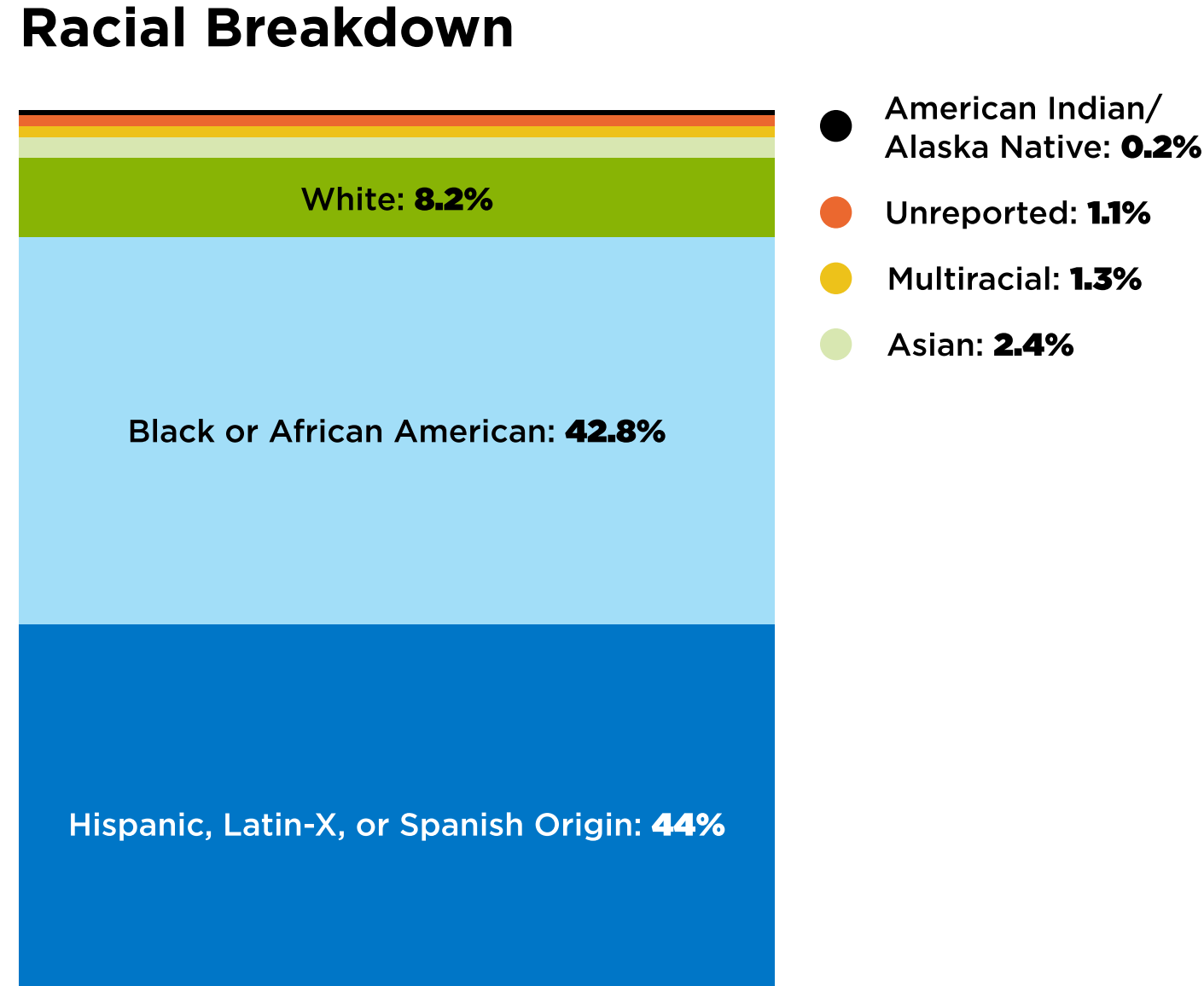
Participating School Districts

Alief Independent School District
Alum Rock Union Elementary School District
Aurora Public Schools
Baltimore City Public Schools
Cleveland Heights - University Heights City School District
DC Office of the State Superintendent of Education (OSSE)
Fresno Unified
KIPP Delta Public Schools

Lynn Public Schools
Los Angeles Unified School District
Merced County Office Of Education
New York City Public Schools
Oakland Unified
Peabody Public Schools
Randolph Public Schools
San Francisco Unified School District



Racial Breakdown



Grade Level Breakdown

